




International Journal of Innovative Research in Science Engineering and Technology (IJIRSET)

(A Monthly, Peer Reviewed, Refereed, Scholarly Indexed, Open Access Journal)



Impact Factor: 8.699

Volume 14, Issue 7, July 2025

Solar Based BLDC Motor Speed Control using ZETA Converter for Electric Vehicle Application

S. Ravisankar, R. Vimal

Associate professor, Department of EEE, AVS Engineering College, Salem, Tamil Nadu, India

PG-Power Electronics, AVS Engineering College, Salem, Tamil Nadu, India

ABSTRACT: The linear increase in the growth of the population demands a requisite for energy resources. Knowing the loathsome truth that non-renewable sources will ultimately exhaust, the significance of renewable sources cannot be undervalued. Considering various factors, many work areas are reliant upon fossil fuels for the generation of electricity. The use of fossil fuels will increase the quality of power production but will drain one day, and industries must change to renewable sources. BLDC motors are widely used in industrial automation, electric vehicles, and renewable energy systems due to their high efficiency, reliability, and precise control characteristics. However, achieving stable speed control requires an efficient power regulation technique. The ZETA converter is employed in this study to provide a regulated and ripple-free DC voltage to the motor driver circuit, ensuring smooth operation and improved performance. The ZETA converter, a fourth-order DC-DC converter, is chosen for its ability to operate in both step-up and step-down modes while maintaining a stable, non-inverted output voltage. The speed of the BLDC motor is controlled by adjusting the duty cycle of a Pulse Width Modulation (PWM) signal, which regulates the voltage supplied to the motor driver. MOSFET switches are used for electronic commutation, enhancing efficiency and minimizing switching losses.

KEYWORDS: Speed control, BLDC motor, ZETA converter

I. INTRODUCTION

The consistently expanding interest in energy worldwide is draining non-renewable fossil fuels quickly, and the utilization of inexhaustible, non-fossil fuel sources is becoming prominent. The quick advancement and enormous expansion to the renewable power sector are predominantly liberated by hydro, solar, and wind power. In any case, in most countries, among every one of the renewable energy sources, wind ranches contribute the most power due to being effectively accessible and having a low conservation cost. Solar energy can be a significant part of India's strategy, not only to add new limits but to expand energy security, address natural calamities, and lead the enormous market for sustainable power. Besides, India is honored with a respectable prolonged daylight hours across the nation that changes roughly from 2000 hours to 3000 hours per year. For terrains, solar water pumping is an appealing decision for energy reaping [1]. Photovoltaic technology is the predominant encouraging method for electricity generation at lower power. The consistent decrease in cost/peak watt over late years and the effortlessness by which the installed power can be expanded by computing panel boards. Solar energy is accumulated and made available when sunlight is feasible, depending on the demand. There are benefits in avoiding using vast banks of lead acid batteries, which are massive and extravagant and have one-fifth of the lifetime of a photovoltaic panel.

Brushless DC (BLDC) motors have gained widespread adoption in various applications, including industrial automation, electric vehicles, and renewable energy systems, due to their high efficiency, reliability, and superior speed control capabilities. Unlike conventional DC motors, BLDC motors operate using electronic commutation instead of mechanical brushes, resulting in lower maintenance, reduced energy losses, and improved performance. However, achieving efficient and stable speed control of a BLDC motor requires an effective power conversion technique to regulate the voltage supplied to the motor driver. The ZETA converter is employed to regulate the voltage supplied to the BLDC motor driver circuit.

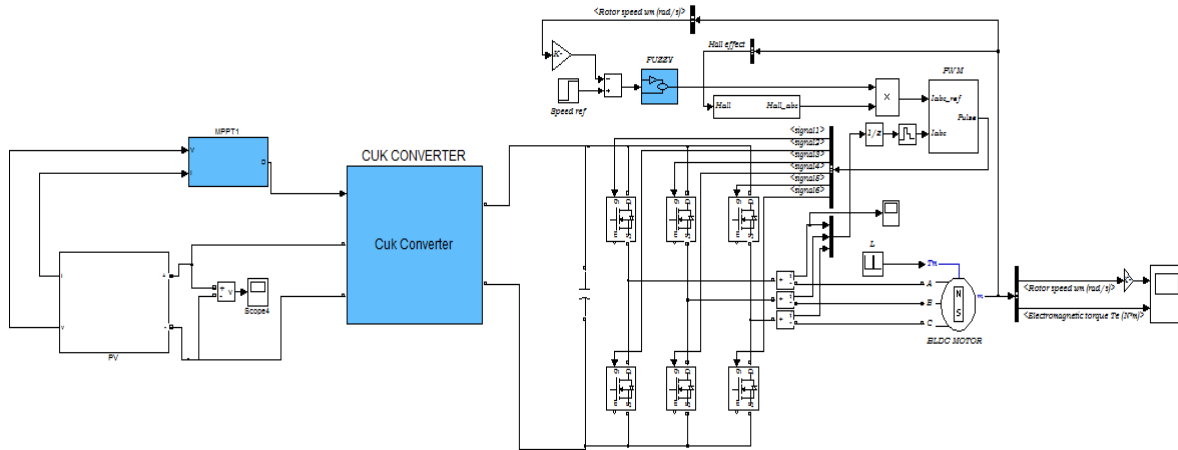


Fig 1: Circuit diagram of modified zeta converter

The ZETA converter is a fourth-order DC-DC converter capable of both stepping up and stepping down the input voltage while maintaining a non-inverted and stable output. This characteristic makes it particularly suitable for applications where precise voltage control is required to ensure smooth motor operation. The speed of the BLDC motor is controlled by varying the duty cycle of a Pulse Width Modulation (PWM) signal, which in turn adjusts the output voltage of the ZETA converter. MOSFET switches are used to drive the BLDC motor by providing electronic commutation, reducing switching losses, and improving overall system efficiency. The primary objective of this project is to implement a BLDC motor speed control system using a ZETA converter, ensuring optimal performance under varying load conditions.

II. LITERATURE SURVEY

Sriballabh Acharya, Vikas Sharma, "Speed Control of Brushless DC Motor using Zeta Converter" International Conference on Smart Electronics and Communication (ICOSEC), IEEE 2020. Motors consist of dynamic mechanism that drive almost all the nearby systems in motion. Numerous motor classification are dependent on their construction and the type of electrical input power given to the motor. The proposed research objective is to decrease the size and cost of a Brushless DC motor drive along with the better power quality given to the motor and also to enhance its reliability. The zeta converter is used for sensor-less motor speed control. A zeta converter has employed a fourth-order DC-DC converter that is constructed with two inductors and two capacitors and proficient of functioning in two modes which are both step-up or step-down mode. To deliver feedback position to the pulse generators the Hall-sensors are used.

A MATLAB/Simulink environment setup is used to run the designed motor drive system to accomplish the extensive control and improvement in the high PF at the supply. G.J. Su and W.McKeever, "Low-Cost Sensorless control of Brushless DC motor with Improved Speed Range," IEEE Trans. Power Electron., vol.19 no. 2, pp.296-302, 2004. This paper presents a low-cost position sensorless control scheme for brushless DC motors. Rotor position information is extracted by indirectly sensing the back EMF from only one of the three motor-terminal voltages for a three-phase motor. Depending on the terminal voltage sensing locations, either a low-pass filter or a band-pass filter is used for position information retrieval. This leads to significant reduction in components count of the sensing circuit. Cost saving is further increased by coupling the sensing circuit with a single-chip microprocessor or digital signal processor for speed control. In addition, a look-up table correction for the nonideal phase-delay introduced by the filter is suggested to ensure accurate position detection even at low speed. This extends the operating speed range and improves motor efficiency.


The Maximum Power Point Tracker streamlines volume of power acquired from the photovoltaic array used to charge the devices which consume electrical power. MPPT works the Photovoltaic modules that license them to create all

the power they can do. MPPT is undoubtedly a non-robotic global positioning system that "genuinely moves" the modules to make them point more straightforwardly at the sun. MPPT is an entirely electronic system that differs the operating point of the modules so the modules can distribute maximum power. Traditional MPPT methods are hill climbing, perturbation and observation, and incremental conductance methods, while intelligent control algorithms are fuzzy-logic, artificial neural networks, flower pollination algorithms, and particle swarm optimization. The Perturb and Observe (P&O) Maximum Power Point Tracking (MPPT) algorithm in solar Photovoltaic (PV) is famously attributable to its effortlessness. Major setbacks in the P&O algorithm are operating point divergence and the trade-off between fast convergence and balanced state oscillations decelerating the usage [7]

Incremental Conductance Algorithm (ICA) improves the steady-state error, sudden acknowledgment to variable solar radiation, convergence velocity. This process is used because it combines speed and accuracy. This is achieved by deriving the relationship $P \times V$ concerning voltage or current. Maximum Power Point (MPP) [8] can be computed using the dp/dv and $-i/v$ relationship. This produces an accurate and is fast in tracking MPP reducing oscillation in various changing atmospheric conditions.

III. METHODS OF HARDWARE DESCRIPTION

To overcome the limitations of the existing BLDC motor speed control methods, this project proposes a ZETA converter-based speed control system that provides efficient, stable, and precise motor operation. The ZETA converter is used as an advanced DC-DC converter to regulate the input voltage supplied to the BLDC motor driver, ensuring a ripple-free and stable power supply even under varying load conditions. Unlike conventional converters, the ZETA converter can both step up and step down the input voltage, making it highly adaptable for applications where input voltage fluctuations occur. In the proposed system, a MOSFET is employed for the electronic commutation of the BLDC motor, reducing switching losses and improving overall efficiency.






Fig2: Hardware Module:

The motor speed is controlled by adjusting the Pulse Width Modulation (PWM) duty cycle, allowing for precise speed regulation. Additionally, a closed-loop feedback mechanism using a speed sensor (Hall sensors or an encoder) is implemented to monitor the actual motor speed and adjust the PWM signal accordingly, ensuring smooth operation and better dynamic response. By integrating the ZETA converter, the proposed system offers several advantages, including enhanced voltage stability, reduced torque ripple, improved power quality, and higher energy efficiency. This makes it a superior alternative to conventional BLDC motor control methods and suitable for applications such as electric vehicles, industrial automation, and renewable energy systems, where reliable and efficient motor control is crucial.

A solar panel output power depends upon solar irradiation, geographical location, and temperature. In general output voltage of solar is consistently low due to the variation of environmental parameters. Due to this fact, the load requirement cannot be satisfied using a panel without an auxiliary circuit. Therefore, Power Electronic Interfacing (PEI) is necessary to convert unregulated power into regulated power. That means power conditioning will be done using power electronic interlinking devices like dc-dc converters, inverters, AC voltage controllers.



Fig 3: Zeta converter output voltage and current:

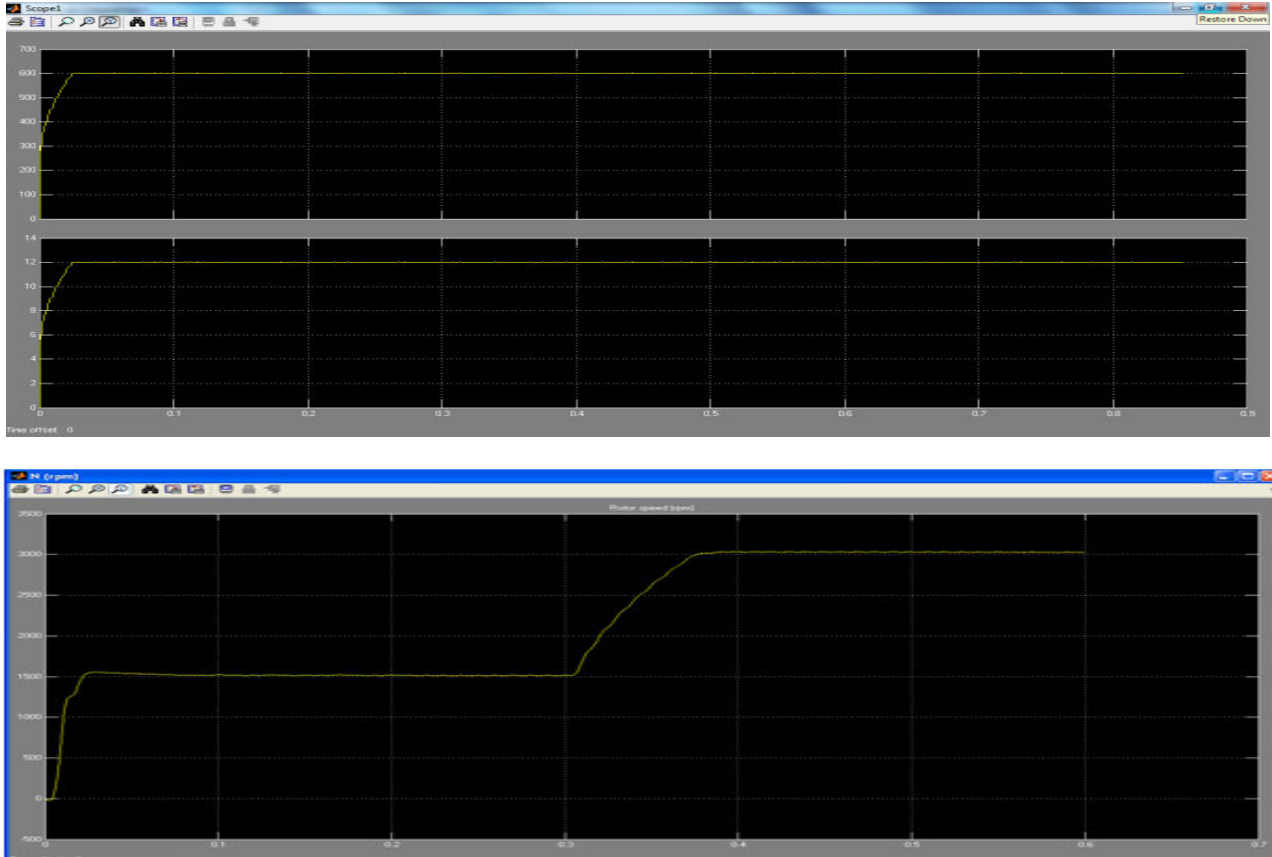


Fig 4:BLDC Motor Speed:

In this context, a BLDC motor chained with a centrifugal pump is selected as a load that is operated with dc power. In this regard, an efficient dc-dc converter is necessary for the recommended solar pumping system. So a modified zeta converter is selected as a power electronic interfacing unit that can operate efficiently without compromising voltage gain and isolation. In the proposed system, the modified Zeta converter works in continuous conduction mode. The proposed work application is in rural villages for agricultural irrigation purposes. An IC A generates PWM pulses to operate the dc-dc converter at its maximum power point. A BLDC motor, known as an electronically commutating motor, receives power from a modified zeta converter, and the motor operates at its constant speed. The BLDC motor speed depends on the voltage available across the modified zeta boost converter, which will depend upon the operation of the MPPT control. BLDC motor is coupled with a centrifugal pump, which is a non-positive displacement pump. The entire system can be installed in a rural area where the traditional grid is not admissible.

IV. RESULTS AND DISCUSSION

The results of the project on BLDC motor speed control using a ZETA converter and PIC16F877A demonstrated effective speed regulation and power management. The BLDC motor's speed was successfully controlled through PWM signals generated by the PIC16F877A, with the ZETA converter efficiently regulating the voltage from the 12V battery. By varying the PWM duty cycle, the motor's speed could be precisely adjusted — higher duty cycles increased speed while lower ones reduced it. The ZETA converter provided a stable and regulated voltage, minimizing voltage ripples and ensuring consistent motor operation. The use of a single battery to power both the ZETA converter and the microcontroller simplified the design while maintaining efficiency. Feedback from the Hall sensors enabled accurate commutation, reducing the risk of stalling or reverse rotation. However, some challenges were encountered, such as maintaining stability at low PWM duty cycles and minimizing power losses in the 7805 voltage regulator. Future

improvements could include implementing a more advanced control strategy like PID control for better speed stability and replacing the linear regulator with a more efficient DC-DC converter. Overall, the project successfully achieved its objective of controlling the speed of a BLDC motor with reliable voltage regulation and minimal harmonic distortion.

V. CONCLUSION

The implementation of a ZETA converter-based speed control system for Brushless DC (BLDC) motor has demonstrated significant improvements in voltage regulation, power efficiency, and motor performance compared to conventional methods. By integrating a ZETA converter, the system effectively provides a stable and ripple-free power supply, ensuring smooth and precise speed control even under varying load conditions. The use of a MOSFET for electronic commutation minimizes switching losses and enhances the overall efficiency of the motor drive system. Additionally, the control unit regulates motor speed through Pulse Width Modulation (PWM) techniques, while the LCD display provides real-time monitoring of system parameters, improving user interaction and diagnostic capabilities. The proposed system offers better dynamic response, reduced torque ripple, and improved power quality, making it a reliable and efficient solution for applications such as electric vehicles, industrial automation, and renewable energy systems.

REFERENCES

1. Kumari, Rubi, et al. "Design of smart autonomous solar panel with cascaded SEPIC-boost converter for high voltage renewable applications." *Energy Sources, Part A: Recovery, Utilization, and Environmental Effects* 45.1 (2023): 1066-1078.
2. Vanaja, Dishore Shunmugham, et al. "Investigation and validation of solar photovoltaic-fed modular multilevel inverter for marine water-pumping applications." *Electrical Engineering* 104.3 (2022): 1163-1178.
3. Priyadarshi, Neeraj, et al. "High?power DC?DC converter with proposed HSFNA MPPT for photovoltaic based ultra?fast charging system of electric vehicles." *IET Renewable Power Generation* (2022).
4. Steven Martin, Kevin Hall, Ana Rodriguez, Ana Flores, Ana Silva. *Machine Learning for Emotion Recognition in Educational Settings*. Kuwait Journal of Machine Learning, 2(2). Retrieved from <http://kuwaitjournals.com/index.php/kjml/article/view/186>
5. Obeidi, Nabil, et al. "A current sensorless control of buck-boost converter for maximum power point tracking in photovoltaic applications." *Energies* 15.20 (2022): 7811.
6. Oliver, Jeba Singh, et al. "Analysis of Grid-Interactive PV-Fed BLDC Pump Using Optimized MPPT in DC-DC Converters." *Sustainability* 14.12 (2022): 7205.
7. Gandhi, RR Rubia, et al. "Improved Speed Control of A Solar based BLDC Motor Drive using Luo Converter." 2022 International Conference on Sustainable Computing and Data Communication Systems (ICSCDS). IEEE, 2022.
8. Mondal , D. . (2021). Remote Sensing Based Classification with Feature Fusion Using Machine Learning Techniques. *Research Journal of Computer Systems and Engineering*, 2(1), 28:32. Retrieved from <https://technicaljournals.org/RJCSE/index.php/journal/article/view/16>
9. Standalone, Bldc Motor Driven. Performance Evaluation Of Advanced Dc-Dc Converters For Bldc Motor Driven Standalone Solar Water Pumping System. Diss. Delhi College of Engineering, 2022.
10. Tiwari, A. K. ., Mishra, P. K. ., & Pandey, S. . (2023). Optimize Energy Efficiency Through Base Station Switching and Resource Allocation For 5g Heterogeneous Networks. *International Journal of Intelligent Systems and Applications in Engineering*, 11(1s), 113-119. Retrieved from <https://ijisae.org/index.php/IJISAE/article/view/2483>
11. Dhonde, Mahesh, Kirti Sahu, and V. V. S. Murty. "The application of solar-driven technologies for the sustainable development of agriculture farming: a comprehensive review." *Reviews in Environmental Science and Bio/Technology* 21.1 (2022): 139-167.
12. Hussaian Basha, C. H., et al. "Design and Performance Analysis of Common Duty Ratio Controlled Zeta Converter with an Adaptive P&O MPPT Controller." *Proceedings of International Conference on Data Science and Applications: ICDSA 2021, Volume 1*. Springer Singapore, 2022.
13. Makar, Michelle N., and Sameh O. Abdellatif. "Assessing the Trade-off in the Evaluating Parameters of Various Buck DC-DC Converter Topologies." 2022 International Seminar on Intelligent Technology and Its Applications (ISITIA). IEEE, 2022.
14. Gabriel Santos, *Natural Language Processing for Text Classification in Legal Documents* , Machine Learning Applications Conference Proceedings, Vol 2 2022.

15. Raja, E., and N. Karpagam. "SEPIC-based DC-DC Converter with Soft Switching Operation for Wide Conversion Operation of E-Automobiles." (2022).
16. Mumtaz, Farhan, et al. "Review on non-isolated DC-DC converters and their control techniques for renewable energy applications." *Ain Shams Engineering Journal* 12.4 (2021): 3747-3763.
17. Vasudevan, Krishnakumar R., et al. "Variable speed pumped hydro storage: A review of converters, controls and energy management strategies." *Renewable and Sustainable Energy Reviews* 135 (2021): 110156.
18. Kutlu, Cem, and Harun Özbay. "Design of PV Based ZVS-SEPIC Converter For Electric Vehicle Battery Charger." *International Symposium of Scientific Research and Innovative Studies*. Vol. 22. 2021.
19. Arora, Mayank. "Output current sensor based maximum power point tracking with load protection for PV system using Zeta Converter." *2021 International Conference on Control, Automation, Power and Signal Processing (CAPS)*. IEEE, 2021.
20. Chauhan, Shalini, and Himanshu Singh. "Design and Performance Analysis of Zeta, Sepic and Cuk Converter Based BLDC Motor drive for Solar Water Pumping Application." *2021 Fourth International Conference on Electrical, Computer and Communication Technologies (ICECCT)*. IEEE, 2021.



INTERNATIONAL
STANDARD
SERIAL
NUMBER
INDIA



INTERNATIONAL JOURNAL OF INNOVATIVE RESEARCH

IN SCIENCE | ENGINEERING | TECHNOLOGY

 9940 572 462  6381 907 438  ijirset@gmail.com



www.ijirset.com

Scan to save the contact details